


# Annual Progress Report on National Mine Action Programme Year 2011



**National Mine Action Center (NMAC)**  
**Ministry of Economic Development**



## **Ministry of Economic Development**

### **Annual Progress Report on National Mine Action Programme –Year 2011**

#### **NARRATIVE SUMMARY**

During the three decade aged civil conflict, Sri Lanka has experienced that varied kinds of explosives including land mines of Anti Personal, Anti Tank Unexploded Ordnances (UXO), etc. The conflict has resulted in instability in the country's socio culture, economic, environment and political bodies of the country.

Even though the mines are deployed in combat areas, the vulnerable group of civilians and children are victims who are exposed to such explosives. Impacts of the land mines could be mentioned accordingly as constraints or injuries on persons, delaying of resettlement of the displaced persons, physical, psychological and economic consequences to inhabitants, loss of agricultural lands, destruction and disruption to infrastructure eased in the areas of transportation, irrigation and drinking water supplying, exhaustion of medical and rehabilitation services, economic cost for de-mining and so on.

Though the National Mine Action programme was commenced in 2002, de-mining programme was not able to properly be implemented as planned due to escalation of conflict situation until May 2009. Since June 2009, Sri Lanka National Mine Action Programme has been implemented showing a remarkable progress. The National Steering Committee for Mine Action (NSCMA) set in the Ministry of Economic Development acts as the supreme body of the decision making for the National Mine Action Programme while National Mine Action Center (NMAC) coordinating and monitoring the programme with the support of UNDP and UNICEF.

As per the initial survey carried out by the Information Management System on Mine Action IMSMA it is estimated that there may be about one million land mines and UXOs in the abandoned battle fields. In addition, it was estimated that **6,215 Km<sup>2</sup>** of land area is contaminated with mines and UXOs. **4,157 Km<sup>2</sup>** have been identified as safe areas out of the total estimated contaminated areas and the other balance of **2,061 Km<sup>2</sup>** were confirmed as Hazard Areas (CHA) by None Technical Survey (NTS). Removal of mines and other objects cannot be done in isolation and coordinated effort is required for de-mining, mine risk education, mapping and victim assistance etc.

At present, nine mine clearing organizations are functioning in Sri Lanka with the generous corporation of the donor community. They are Sri Lanka Army (SLA) & HDU, Halo Trust, Danish De-mining Group (DDG), Mines Advisory Group (MAG), Swiss Foundation for De-mining (FSD), Horizon, Sarvatra, Milinda Moragoda Institute for People's Empowerment (MMIPE) and Delvon Assistance for Social Harmony (DASH). Several other national organizations are in operation on mine risk education under the UNICEF umbrella.

The annual Progress report 2010 on mine action has been prepared only based on the IMSMA and all the data and information associated with Sri Lanka National Mine Action Programme should be obtained only from source of IMSMA.

In 2011, area cleared by Battle area Clearance (**BAC**), Mine Field Clearance (**MF**) and Mechanical Verification is **53,032,467M<sup>2</sup> (53.03km<sup>2</sup>)** and **223,829** of all types of devices (**AT, AP and UXOs**) have been recovered. The total figure of area clearance by deploying three methods of BAC, MF & Mech.V from 2002 to December 2011 is **860,549,405M<sup>2</sup> (860.54Km<sup>2</sup>)** and devices recovered are **758,018**. In addition, the areas of **1,074,266,552 M<sup>2</sup> (1074Km<sup>2</sup>)** have been released by None Technical Survey (**NTS**) too. Accordingly, total area cleared since the inception to end December 2011 is **1,934,815,958M<sup>2</sup>** and the remaining confirmed hazardous areas (CHA) to be cleared is **126,576,853 M<sup>2</sup> (126.57Km<sup>2</sup>)**

## Scope of the problem - as at end December 2011

| District         | Estimated suspected area as contaminated in M <sup>2</sup> | Safe area identified from estimated suspected areas | Confirmed Hazardous Areas (CHA) in M <sup>2</sup> | Areas released by NTS in M <sup>2</sup> | Areas cleared by MF, BAC, Mech.v - December 2011 in M <sup>2</sup> | Total Cleared Areas in M <sup>2</sup> | Areas to be cleared in M <sup>2</sup> |
|------------------|--|---|---|---|--|---------------------------------------|---------------------------------------|
| Jaffna           | 178,636,177  | 125,474,833   | 53,161,344  | 13,211,849                              | 34,112,448   | 47,324,297                            | 5,837,047                             |
| Killinochchi     | 1,348,603,861  | 753,117,190   | 596,984,525                                       | 544,585,539                             | 28,442,537   | 573,028,076                           | 23,956,449                            |
| Mullaitivu       | 2,574,743,174  | 2,356,371,601                                       | 219,520,945                                       | 47,409,024                              | 146,308,443  | 193,717,467                           | 25,803,478                            |
| Vavuniya         | 255,303,204  | 27,977,545  | 227,844,534                                       | 131,936,113                             | 79,749,010   | 211,685,123                           | 16,159,411                            |
| Mannar           | 1,164,014,721  | 842,225,436   | 321,789,285                                       | 92,218,304                              | 194,392,858  | 286,611,162                           | 35,178,123                            |
| Trincomalee      | 111,499,379  | 12,855,797  | 98,653,947  | -                                       | 95,257,162   | 95,257,162                            | 3,396,785                             |
| Batticaloa       | 512,861,415  | 18,838,949  | 494,022,466                                       | 244,905,724                             | 235,473,892  | 480,379,616                           | 13,642,850                            |
| Ampara           | 66,903,361   | 20,310,911  | 46,592,450  | -                                       | 46,568,081   | 46,568,081                            | 24,369                                |
| Anuradhapura     | 2,539,917  | -   | 2,594,362   | -                                       | 196,695  | 196,695                               | 2,397,667                             |
| Polonnaruwa      | 386,027  | 157,074   | 228,953   | -                                       | 48,279   | 48,279                                | 180,674                               |
| <b>Sub Total</b> | <b>6,215,491,236</b>                                       | <b>4,157,329,336</b>                                | <b>2,061,392,811</b>                              | <b>1,074,266,553</b>                    | <b>860,549,405</b>   | <b>1,934,815,958</b>                  | <b>126,576,853</b>                    |

Source: IMSMA

1. **BAC**- Battle Area Clearance, **MF** - Mine Field, **Mech.v**- Mechanical verification **NTS**- Non Technical Survey

Note: Confirmed Hazardous Areas (CHA) is always determined based on the NTS.

Accordingly, the remaining CHA could be varied, as NTS is continuous process of Sri Lanka Mine Action Programme

**Ministry of Economic Development  
Summary of Mine Clearance Progress**

As at 31 December 2011

| District     | Physical Progress              |                          |                   |                          |                    |                                      |                               |                                       |                   |            |               |                |                                      |                               |
|--------------|--------------------------------|--------------------------|-------------------|--------------------------|--------------------|--------------------------------------|-------------------------------|---------------------------------------|-------------------|------------|---------------|----------------|--------------------------------------|-------------------------------|
|              | Area Cleared in M <sup>2</sup> |                          |                   |                          |                    |                                      |                               | Areas to be cleared in M <sup>2</sup> | Devices Recovered |            |               |                |                                      |                               |
|              | In 2011                        |                          |                   | From 2002 to end of 2010 | Total              | Areas released by NTS M <sup>2</sup> | Cumulative (2002 to Dec 2011) |                                       | In 2011           |            |               |                | From 2002 to end of 2010 AT,AP & UXO | Cumulative (2002 to Dec 2011) |
|              | BAC/Mech.v M <sup>2</sup>      | MF/Mech.v M <sup>2</sup> | Sub Total         | BAC+MF+Mech.v            |                    |                                      |                               |                                       | AP                | AT         | UXO           | Total          |                                      |                               |
| Jaffna       | 9,963,475                      | 842,003                  | 10,805,478        | 23,306,970               | 34,112,448         | 13,211,849                           | 47,324,297                    | 5,837,047                             | 23690             | 61         | 32304         | 56,055         | 160,327                              | 216,382                       |
| Killinochchi | 1,831,270                      | 1,887,663                | 3,718,933         | 24,723,604               | 28,442,537         | 544,585,539                          | 573,028,076                   | 23,956,449                            | 611               | 32         | 43215         | 43,858         | 154,542                              | 198,400                       |
| Mullaitivu   | 4,741,024                      | 6,282,488                | 11,023,512        | 135,284,931              | 146,308,443        | 47,409,024                           | 193,717,467                   | 25,885,976                            | 51990             | 203        | 6500          | 58,693         | 39643                                | 98,336                        |
| Vavuniya     | 2,722,107                      | 4,079,825                | 6,801,932         | 72,947,078               | 79,749,010         | 131,936,113                          | 211,685,123                   | 16,159,411                            | 41517             | 295        | 2132          | 43,944         | 66,637                               | 110,581                       |
| Mannar       | 67,923                         | 3,427,023                | 3,494,946         | 190,897,912              | 194,392,858        | 92,218,304                           | 286,611,162                   | 35,178,123                            | 18038             | 4          | 895           | 18,937         | 83,553                               | 102,490                       |
| Trincomalee  | 4,591                          | 23,436                   | 28,027            | 95,229,135               | 95,257,162         | 0                                    | 95,257,162                    | 3,396,785                             | 1511              | -          | 4             | 1,515          | 4,160                                | 5,675                         |
| Batticaloa   |                                | 131,200                  | 131,200           | 235,342,692              | 235,473,892        | 244,905,724                          | 480,379,616                   | 13,642,850                            | 216               |            | 44            | 260            | 22,620                               | 22,880                        |
| Ampara       | 16,999,600                     |                          | 16,999,600        | 29,568,481               | 46,568,081         | 0                                    | 46,568,081                    | 24,369                                | 11                |            | 193           | 204            | 267                                  | 471                           |
| Anuradhapura | 0                              | 28,839                   | 28,839            | 167,856                  | 196,695            | 0                                    | 196,695                       | 2,315,169                             | 361               |            | 2             | 363            | 2,426                                | 2,789                         |
| Polonnaruwa  |                                |                          | 0                 | 48,279                   | 48,279             | 0                                    | 48,279                        | 180,674                               |                   |            |               | -              | 14                                   | 14                            |
| <b>Total</b> | <b>36,329,990</b>              | <b>16,702,477</b>        | <b>53,032,467</b> | <b>807,516,938</b>       | <b>860,549,405</b> | <b>1,074,266,553</b>                 | <b>1,934,815,958</b>          | <b>126,576,853</b>                    | <b>137,945</b>    | <b>595</b> | <b>85,289</b> | <b>223,829</b> | <b>534,189</b>                       | <b>758,018</b>                |

Source: IMSMA

Note:

1. **BAC**- Battle Area Clearance, **MF** - Mine Field, **Mech.v**- Mechanical verification

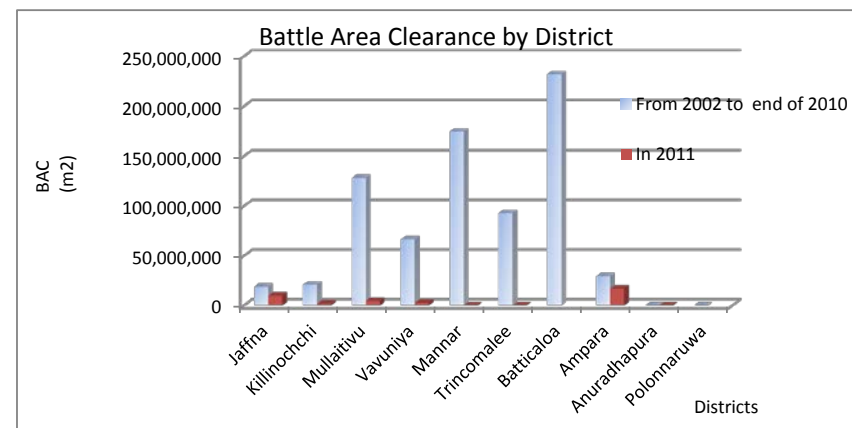
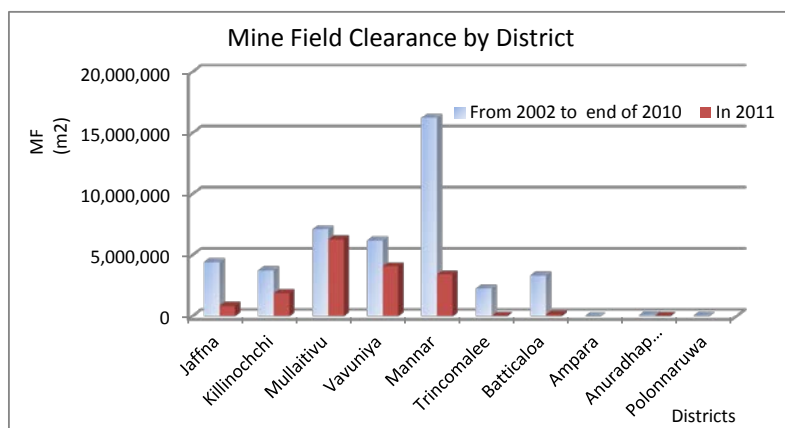
**AP**- Anti Personal, **AT**- Anti Tank, **UXO**- Unexploded Ordnance

**Ministry of Economic Development  
Progress of National Mine Action Programme**

**Area Cleared by Districts**

As at 31 Dec. 2011

| District     | Physical Progress              |                          |                    |                           |                          |                   |                    |                                      |                           |                          |                      |
|--------------|--------------------------------|--------------------------|--------------------|---------------------------|--------------------------|-------------------|--------------------|--------------------------------------|---------------------------|--------------------------|----------------------|
|              | Area Cleared in M <sup>2</sup> |                          |                    |                           |                          |                   |                    |                                      |                           |                          |                      |
|              | From 2002 to end of 2010       |                          |                    | In 2011                   |                          |                   | Total              | Cumulative (from 2002 to Dec 2011)   |                           |                          |                      |
|              | BAC/Mech.v M <sup>2</sup>      | MF/Mech.v M <sup>2</sup> | Sub Total          | BAC/Mech.v M <sup>2</sup> | MF/Mech.v M <sup>2</sup> | Sub Total         |                    | Areas released by NTS M <sup>3</sup> | BAC/Mech.v M <sup>2</sup> | MF/Mech.v M <sup>2</sup> | Grand Total          |
| Jaffna       | 18,885,823                     | 4,421,147                | 23,306,970         | 9,963,475                 | 842,003                  | 10,805,478        | 34,112,448         | 13,211,849                           | 28,849,298                | 5,263,150                | 47,324,297           |
| Killinochchi | 20,962,043                     | 3,761,561                | 24,723,604         | 1,831,270                 | 1,887,663                | 3,718,933         | 28,442,537         | 544,585,539                          | 22,793,313                | 5,649,224                | 573,028,076          |
| Mullaitivu   | 128,168,678                    | 7,116,253                | 135,284,931        | 4,741,024                 | 6,282,488                | 11,023,512        | 146,308,443        | 47,409,024                           | 132,909,702               | 13,398,741               | 193,717,467          |
| Vavuniya     | 66,750,188                     | 6,196,890                | 72,947,078         | 2,722,107                 | 4,079,825                | 6,801,932         | 79,749,010         | 131,936,113                          | 69,472,295                | 10,276,715               | 211,685,123          |
| Mannar       | 174,648,905                    | 16,249,007               | 190,897,912        | 67,923                    | 3,427,023                | 3,494,946         | 194,392,858        | 92,218,304                           | 174,716,828               | 19,676,030               | 286,611,162          |
| Trincomalee  | 92,966,322                     | 2,262,813                | 95,229,135         | 4,591                     | 23,436                   | 28,027            | 95,257,162         | 0                                    | 92,970,913                | 2,286,249                | 95,257,162           |
| Batticaloa   | 232,017,949                    | 3,324,743                | 235,342,692        |                           | 131,200                  | 131,200           | 235,473,892        | 244,905,724                          | 232,017,949               | 3,455,943                | 480,379,616          |
| Ampara       | 29,564,458                     | 4,023                    | 29,568,481         | 16,999,600                |                          | 16,999,600        | 46,568,081         | 0                                    | 46,564,058                | 4,023                    | 46,568,081           |
| Anuradhapura | 70,393                         | 97,463                   | 167,856            | 0                         | 28,839                   | 28,839            | 196,695            | 0                                    | 70,393                    | 126,302                  | 196,695              |
| Polonnaruwa  | 0                              | 48,280                   | 48,280             |                           |                          | 0                 | 48,280             | 0                                    | 0                         | 48,280                   | 48,280               |
| <b>Total</b> | <b>764,034,759</b>             | <b>43,482,179</b>        | <b>807,516,938</b> | <b>36,329,990</b>         | <b>16,702,477</b>        | <b>53,032,467</b> | <b>860,549,405</b> | <b>1,074,266,553</b>                 | <b>800,364,749</b>        | <b>60,184,656</b>        | <b>1,934,815,958</b> |



Source: IMSMA

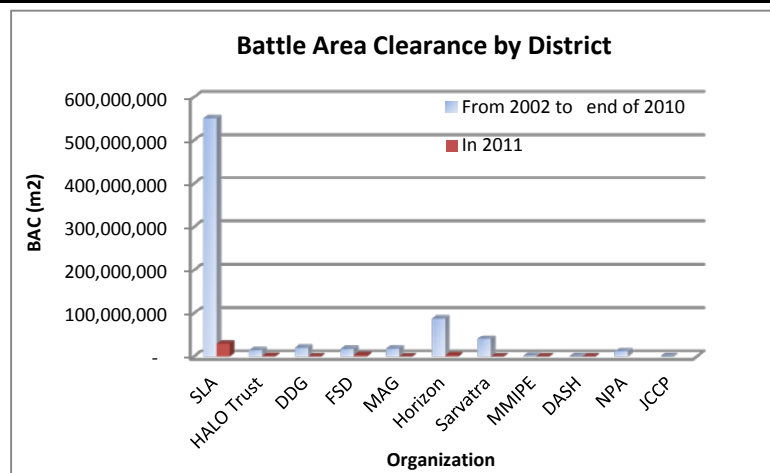
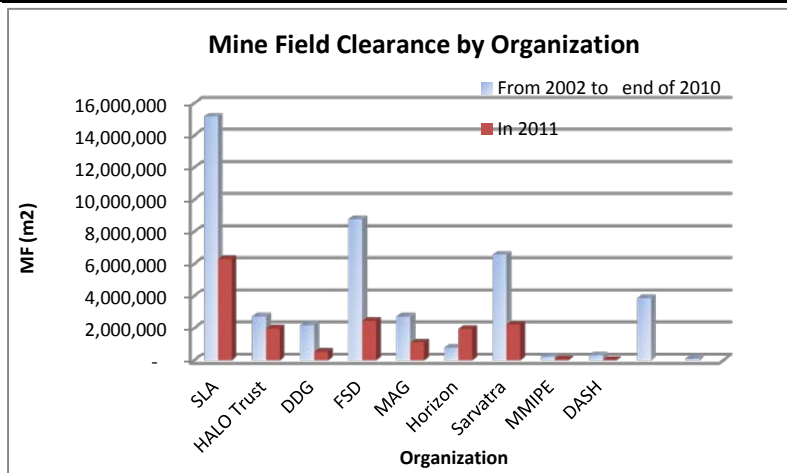
1. **BAC**- Battle Area Clearance, **MF** - Mine Field, **Mech.v**- Mechanical Verification,  
**AP**- Anti Personal, **AT**- Anti Tank, **UXO**- Unexploded Ordnance

**Ministry of Economic Development  
Progress of National Mine Action Programme**

**Area Cleared by Organizations**

As at 31 Dec 2011

| Clearing Organization | Area cleared by Organization in m <sup>2</sup> |                          |                    |                           |                          |                   |                    |                               |                           |                          |                   |
|-----------------------|--|--------------------------|--------------------|---------------------------|--------------------------|-------------------|--------------------|-------------------------------|---------------------------|--------------------------|-------------------|
|                       | From 2002 to end of 2010                       |                          |                    | In 2011                   |                          |                   | Total              | Cumulative (2002 to Dec 2011) |                           |                          |                   |
|                       | BAC/Mech.v m <sup>2</sup>                      | MF/Mech.v m <sup>2</sup> | Sub Total          | BAC/Mech.v m <sup>2</sup> | MF/Mech.v m <sup>2</sup> | Sub Total         |                    | NTS by Join efforts           | BAC/Mech.v m <sup>2</sup> | MF/Mech.v m <sup>2</sup> | Grand Total       |
| SLA                   | 551,126,977                                    | 15,183,653               | 566,310,630        | 29,693,037                | 6,300,795                | 35,993,832        | 602,304,462        | 1,074,266,553                 | 580,820,014               | 21,484,448               | 602,304,462       |
| HALO Trust            | 14,677,226                                     | 2,747,829                | 17,425,055         | 984,690                   | 1,998,938                | 2,983,628         | 20,408,683         |                               | 15,661,916                | 4,746,767                | 20,408,683        |
| DDG                   | 20,492,370                                     | 2,191,768                | 22,684,138         | 2,342                     | 547,731                  | 550,073           | 23,234,211         |                               | 20,494,712                | 2,739,499                | 23,234,211        |
| FSD                   | 17,992,521                                     | 8,773,152                | 26,765,673         | 3,011,705                 | 2,456,301                | 5,468,006         | 32,233,679         |                               | 21,004,226                | 11,229,453               | 32,233,679        |
| MAG                   | 18,503,602                                     | 2,741,091                | 21,244,693         | 21,737                    | 1,109,320                | 1,131,057         | 22,375,750         |                               | 18,525,339                | 3,850,411                | 22,375,750        |
| Horizon               | 87,885,186                                     | 780,867                  | 88,666,053         | 2,608,442                 | 1,967,576                | 4,576,018         | 93,242,071         |                               | 90,493,628                | 2,748,443                | 93,242,071        |
| Sarvatra              | 40,502,872                                     | 6,563,818                | 47,066,690         | -                         | 2,224,712                | 2,224,712         | 49,291,402         |                               | 40,502,872                | 8,788,530                | 49,291,402        |
| MMIPE                 | 954,806  | 238,572                  | 1,193,378          | 8,037                     | 75,732                   | 83,769            | 1,277,147          |                               | 962,843                   | 314,304                  | 1,277,147         |
| DASH                  | -  | 307,425                  | 307,425            | -                         | 21,372                   | 21,372            | 328,797            |                               | -                         | 328,797                  | 328,797           |
| NPA                   | 11,899,199                                     | 3,861,505                | 15,760,704         |                           |                          |                   | 15,760,704         |                               | 11,899,199                | 3,861,505                | 15,760,704        |
| JCCP                  | -  | 92,499                   | 92,499             |                           |                          |                   | 92,499             |                               | -                         | 92,499                   | 92,499            |
| <b>Total</b>          | <b>764,034,759</b>                             | <b>43,482,179</b>        | <b>807,516,938</b> | <b>36,329,990</b>         | <b>16,702,477</b>        | <b>53,032,467</b> | <b>860,549,405</b> |                               | <b>1,074,266,553</b>      | <b>800,364,749</b>       | <b>60,184,656</b> |



Source: IMSMA

1. **BAC**- Battle Area Clearance, **MF** - Mine Field, **Mech.v**- Mechanical Verification

AP- Anti Personal, AT- Anti Tank, UXO- Unexploded Ordnance

**Ministry of Economic Development  
Progress of National Mine Action Programme**

**Devices Recovered by Districts**

| District           | Type of Device     | Devices Recovered        |                |                                    |
|--------------------|--------------------|--------------------------|----------------|------------------------------------|
|                    |                    | From 2002 to end of 2010 | In 2011        | Cumulative (from 2002 to Dec 2011) |
| Jaffna             | AP                 | 88,522                   | 23690          | 112,212                            |
|                    | AT                 | 194                      | 61             | 255                                |
|                    | UXO                | 71611                    | 32304          | 103,915                            |
|                    | <b>Total</b>       | <b>160,327</b>           | <b>56,055</b>  | <b>216,382</b>                     |
| Killinochchi       | AP                 | 22,321                   | 611            | 22,932                             |
|                    | AT                 | 58                       | 32             | 90                                 |
|                    | UXO                | 132,163                  | 43215          | 175,378                            |
|                    | <b>Total</b>       | <b>154,542</b>           | <b>43,858</b>  | <b>198,400</b>                     |
| Mullaitivu         | AP                 | 24,540                   | 51990          | 76,530                             |
|                    | AT                 | 69                       | 203            | 272                                |
|                    | UXO                | 15,034                   | 6500           | 21,534                             |
|                    | <b>Total</b>       | <b>39,643</b>            | <b>58,693</b>  | <b>98,336</b>                      |
| Vavuniya           | AP                 | 56,885                   | 41517          | 98,402                             |
|                    | AT                 | 103                      | 295            | 398                                |
|                    | UXO                | 9,649                    | 2132           | 11,781                             |
|                    | <b>Total</b>       | <b>66,637</b>            | <b>43,944</b>  | <b>110,581</b>                     |
| Mannar             | AP                 | 69,763                   | 18038          | 87,801                             |
|                    | AT                 | 47                       | 4              | 51                                 |
|                    | UXO                | 13,743                   | 895            | 14,638                             |
|                    | <b>Total</b>       | <b>83,553</b>            | <b>18,937</b>  | <b>102,490</b>                     |
| Trincomalee        | AP                 | 3249                     | 1511           | 4,760                              |
|                    | AT                 | 2                        | 0              | 2                                  |
|                    | UXO                | 909                      | 4              | 913                                |
|                    | <b>Total</b>       | <b>4,160</b>             | <b>1,515</b>   | <b>5,675</b>                       |
| Batticaloa         | AP                 | 5,671                    | 216            | 5,887                              |
|                    | AT                 | 5                        | 0              | 5                                  |
|                    | UXO                | 16,944                   | 44             | 16,988                             |
|                    | <b>Total</b>       | <b>22,620</b>            | <b>260</b>     | <b>22,880</b>                      |
| Anuradhapura       | AP                 | 2,357                    | 361            | 2,718                              |
|                    | AT                 | 0                        |                | 0                                  |
|                    | UXO                | 69                       | 2              | 71                                 |
|                    | <b>Total</b>       | <b>2,426</b>             | <b>363</b>     | <b>2,789</b>                       |
| Ampara             | AP                 | 11                       | 11             | 22                                 |
|                    | AT                 | 0                        |                | 0                                  |
|                    | UXO                | 256                      | 193            | 449                                |
|                    | <b>Total</b>       | <b>267</b>               | <b>204</b>     | <b>471</b>                         |
| Polonnaruwa        | AP                 | 8                        | 0              | 8                                  |
|                    | AT                 | 0                        | 0              | 0                                  |
|                    | UXO                | 6                        | 0              | 6                                  |
|                    | <b>Total</b>       | <b>14</b>                | <b>0</b>       | <b>14</b>                          |
| <b>Grand Total</b> | <b>AP</b>          | <b>273,327</b>           | <b>137,945</b> | <b>411,272</b>                     |
|                    | <b>AT</b>          | <b>478</b>               | <b>595</b>     | <b>1,073</b>                       |
|                    | <b>UXO</b>         | <b>260,384</b>           | <b>85,289</b>  | <b>345,673</b>                     |
|                    | <b>Grand Total</b> | <b>534,189</b>           | <b>223,829</b> | <b>758,018</b>                     |

Source: IMSMA

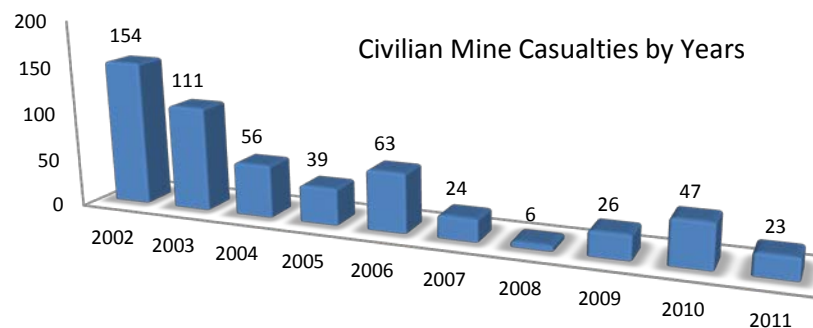
**Devices Recovered by Demining Organizations**

| Agency             | Type of Device     | Devices Recovered        |                |                                    |
|--------------------|--------------------|--------------------------|----------------|------------------------------------|
|                    |                    | From 2002 to end of 2010 | In 2011        | Cumulative (From 2002 to Dec 2011) |
| SLA                | AP                 | 29607                    | 11806          | 41,413                             |
|                    | AT                 | 58                       | 38             | 96                                 |
|                    | UXO                | 22363                    | 2857           | 25,220                             |
|                    | <b>Total</b>       | <b>52,028</b>            | <b>14,701</b>  | <b>66,729</b>                      |
| FSD                | AP                 | 40,162                   | 38593          | 78,755                             |
|                    | AT                 | 27                       | 90             | 117                                |
|                    | UXO                | 14,433                   | 5168           | 19,601                             |
|                    | <b>Total</b>       | <b>54,622</b>            | <b>43,851</b>  | <b>98,473</b>                      |
| DDG                | AP                 | 30777                    | 14,724         | 45,501                             |
|                    | AT                 | 179                      | 151            | 330                                |
|                    | UXO                | 26231                    | 7,223          | 33,454                             |
|                    | <b>Total</b>       | <b>57,187</b>            | <b>22,098</b>  | <b>79,285</b>                      |
| HALO Trust         | AP                 | 62,934                   | 18969          | 81,903                             |
|                    | AT                 | 24                       | 38             | 62                                 |
|                    | UXO                | 169,458                  | 45890          | 215,348                            |
|                    | <b>Total</b>       | <b>232,416</b>           | <b>64,897</b>  | <b>297,313</b>                     |
| MAG                | AP                 | 14432                    | 4572           | 19,004                             |
|                    | AT                 | 79                       | 52             | 131                                |
|                    | UXO                | 11032                    | 529            | 11,561                             |
|                    | <b>Total</b>       | <b>25,543</b>            | <b>5,153</b>   | <b>30,696</b>                      |
| Horizon            | AP                 | 32237                    | 11176          | 43,413                             |
|                    | AT                 | 46                       | -              | 46                                 |
|                    | UXO                | 3709                     | 247            | 3,956                              |
|                    | <b>Total</b>       | <b>35,992</b>            | <b>11,423</b>  | <b>47,415</b>                      |
| MMIPE              | AP                 | 5389                     | 3723           | 9,112                              |
|                    | AT                 | 7                        | 143            | 150                                |
|                    | UXO                | 46                       | 121            | 167                                |
|                    | <b>Total</b>       | <b>5,442</b>             | <b>3,987</b>   | <b>9,429</b>                       |
| Sarvatra           | AP                 | 27571                    | 34323          | 61,894                             |
|                    | AT                 | 34                       | 83             | 117                                |
|                    | UXO                | 4748                     | 729            | 5,477                              |
|                    | <b>Total</b>       | <b>32,353</b>            | <b>35,135</b>  | <b>67,488</b>                      |
| DASH               | AP                 | 26                       | 59             | 85                                 |
|                    | AT                 |                          | -              | -                                  |
|                    | UXO                | 296                      | 22,525         | 22,821                             |
|                    | <b>Total</b>       | <b>322</b>               | <b>22,584</b>  | <b>22,906</b>                      |
| JCCP               | AP                 | 282                      | -              | 282                                |
|                    | AT                 | -                        | -              | -                                  |
|                    | UXO                | 11                       | -              | 11                                 |
|                    | <b>Total</b>       | <b>293</b>               | <b>-</b>       | <b>293</b>                         |
| NPA                | AP                 | 29910                    |                | 29,910                             |
|                    | AT                 | 24                       |                | 24                                 |
|                    | UXO                | 8057                     |                | 8,057                              |
|                    | <b>Total</b>       | <b>37991</b>             |                | <b>37,991</b>                      |
| <b>Grand Total</b> | <b>AP</b>          | <b>273,327</b>           | <b>137,945</b> | <b>411,272</b>                     |
|                    | <b>AT</b>          | <b>478</b>               | <b>595</b>     | <b>1,073</b>                       |
|                    | <b>UXO</b>         | <b>260,384</b>           | <b>85,289</b>  | <b>345,673</b>                     |
|                    | <b>Grand Total</b> | <b>534,189</b>           | <b>223,829</b> | <b>758,018</b>                     |

## Civilian Casualty Breakdown ( From 2002- Dec 2011)

As at 31 Dec 2011

| District           | 2002       | 2003       | 2004      | 2005      | 2006      | 2007      | 2008     | 2009      | 2010      | 2011      | Grand Total |
|--------------------|------------|------------|-----------|-----------|-----------|-----------|----------|-----------|-----------|-----------|-------------|
| Ampara             | 1          | 0          | 0         | 5         | 0         | 0         | 0        | 1         | 0         |           | 7           |
| Anuradhapura       |            | 13         | 4         | 0         | 0         | 4         | 0        | 4         | 0         |           | 25          |
| Badulla            | 2          | 1          | 1         | 0         | 0         | 0         | 0        | 0         | 0         |           | 4           |
| Batticaloa         | 3          | 2          | 7         | 0         | 26        | 7         | 0        | 6         | 2         |           | 53          |
| Colombo            |            | 2          | 0         | 0         | 0         | 0         | 0        | 0         | 0         |           | 2           |
| Gampaha            | 4          | 0          | 0         | 0         | 0         | 0         | 0        | 0         | 0         |           | 4           |
| Hambantota         | 1          | 0          | 1         | 0         | 0         | 0         | 0        | 0         | 0         |           | 2           |
| Jaffna             | 77         | 50         | 19        | 23        | 9         | 2         | 5        | 12        | 21        | 8         | 226         |
| Kalutara           |            | 2          | 0         | 0         | 0         | 0         | 0        | 0         | 0         |           | 2           |
| Kegalle            | 2          | 0          | 0         | 0         | 0         | 0         | 0        | 0         | 0         |           | 2           |
| Kilinochchi        | 15         | 21         | 8         | 6         | 2         | 1         | 0        | 0         | 11        | 6         | 70          |
| Kurunegala         | 4          | 0          | 0         | 0         | 0         | 0         | 0        | 0         | 0         |           | 4           |
| Mannar             | 4          | 3          | 4         | 2         | 0         | 0         | 0        | 0         | 3         |           | 16          |
| Matara             | 4          | 0          | 1         | 0         | 0         | 0         | 0        | 0         | 0         |           | 5           |
| Monaragala         | 2          | 0          | 2         | 0         | 0         | 0         | 0        | 0         | 0         |           | 4           |
| Mullaitivu         | 12         | 1          | 4         | 1         | 2         | 0         | 0        | 2         | 3         | 6         | 31          |
| Nuwara Eliya       | 6          | 0          | 0         | 0         | 0         | 0         | 0        | 0         | 0         |           | 6           |
| Polonnaruwa        | 2          | 6          | 1         | 0         | 0         | 0         | 0        | 0         | 0         |           | 9           |
| Puttalam           | 4          | 1          | 0         | 0         | 7         | 0         | 0        | 0         | 1         |           | 13          |
| Trincomalee        | 7          | 2          | 4         | 0         | 14        | 10        | 0        | 0         | 5         |           | 42          |
| Vavuniya           | 4          | 7          | 0         | 2         | 3         | 0         | 1        | 1         | 1         | 3         | 22          |
| <b>Grand Total</b> | <b>154</b> | <b>111</b> | <b>56</b> | <b>39</b> | <b>63</b> | <b>24</b> | <b>6</b> | <b>26</b> | <b>47</b> | <b>23</b> | <b>549</b>  |



Source: IMSMA

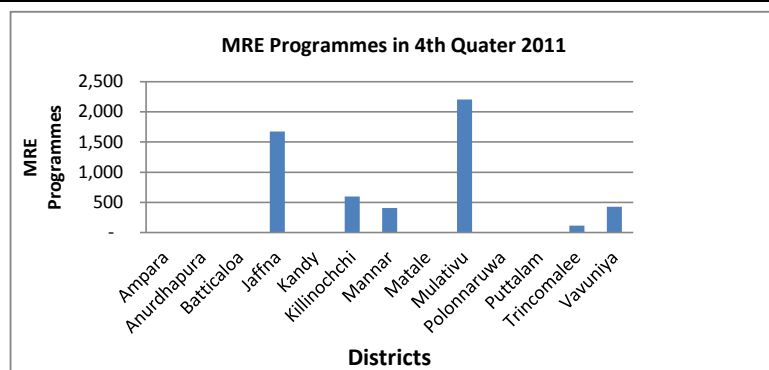


**Ministry of Economic Development  
Progress of National Mine Action Programme**

**Mine Risk Education**

As at 31 Dec 2011

| District     | No. of programmes and Audience Attended |                  |                     |                |                                     |                  |
|--------------|---|------------------|---------------------|----------------|-------------------------------------|------------------|
|              | From 2002 to end of 2010                |                  | In 2011             |                | Cumulative (From 2002 to Dec. 2011) |                  |
|              | Number of Programme                     | Audience         | Number of Programme | Audience       | Number of Programme                 | Audience         |
| Ampara       | 881                                     | 33,414           |                     |                | 881                                 | 33,414           |
| Anurdhapura  | 1,917                                   | 81,240           |                     |                | 1,917                               | 81,240           |
| Batticaloa   | 2,281                                   | 289,178          |                     |                | 2,281                               | 289,178          |
| Jaffna       | 13,130                                  | 701,325          | 1,674               | 80,769         | 14,804                              | 782,094          |
| Kandy        | 1                                       | 20               |                     |                | 1                                   | 20               |
| Killinochchi | 4,341                                   | 236,053          | 599                 | 20,508         | 4,940                               | 256,561          |
| Mannar       | 4,789                                   | 255,539          | 406                 | 24,616         | 5,195                               | 280,155          |
| Matale       | 1                                       | 25               |                     |                | 1                                   | 25               |
| Mulativu     | 2,179                                   | 95,749           | 2,203               | 195,365        | 4,382                               | 291,114          |
| Polonnaruwa  | 6                                       | 263              |                     |                | 6                                   | 263              |
| Puttalam     | 1,996                                   | 82,543           |                     |                | 1,996                               | 82,543           |
| Trincomalee  | 7,496                                   | 350,230          | 115                 | 3,891          | 7,611                               | 354,121          |
| Vavuniya     | 30,925                                  | 344,352          | 427                 | 51,908         | 31,352                              | 396,260          |
| <b>Total</b> | <b>69,943</b>                           | <b>2,469,931</b> | <b>5,424</b>        | <b>377,057</b> | <b>75,367</b>                       | <b>2,846,988</b> |



Source: IMSMA